



Activity for the year ending December 2014



Bruno Benoliel
Deputy Chief Executive Officer

January 29th, 2015



BREAKDOWN OF TURNOVER PER GEOGRAPHICAL AREA
DECEMBER 31, 2014 (IN M€)



Country	YTD				Var.	
	2013	%	2014	%	Var.	of which organic. excl exchange rates effect
France	751.0	61.7%	761.5	55.5%	1.4%	-1.0%
International	465.2	38.3%	611.7	44.5%	31.5%	8.7%
Germany	108.6	8.9%	145.2	10.6%	33.6%	-3.5%
Sweden	101.7	8.4%	100.8	7.3%	-0.9%	4.2%
United Kingdom	47.3	3.9%	73.2	5.3%	54.7%	14.7%
Spain	57.6	4.7%	60.6	4.4%	5.2%	5.2%
USA	25.3	2.1%	51.0	3.7%	101.7%	21.5%
Italy	32.2	2.6%	47.4	3.4%	47.0%	24.0%
Belgium	37.0	3.0%	46.5	3.4%	25.8%	6.6%
Netherlands	33.7	2.8%	37.1	2.7%	9.9%	9.3%
Others	21.8	1.8%	50.0	3.6%	129.5%	51.6%
TOTAL	1 216.2	100%	1 373.2	100%	12.9%	2.7%

TURNOVER PER GEOGRAPHICAL AREA:
Q4 2014 (IN M€)



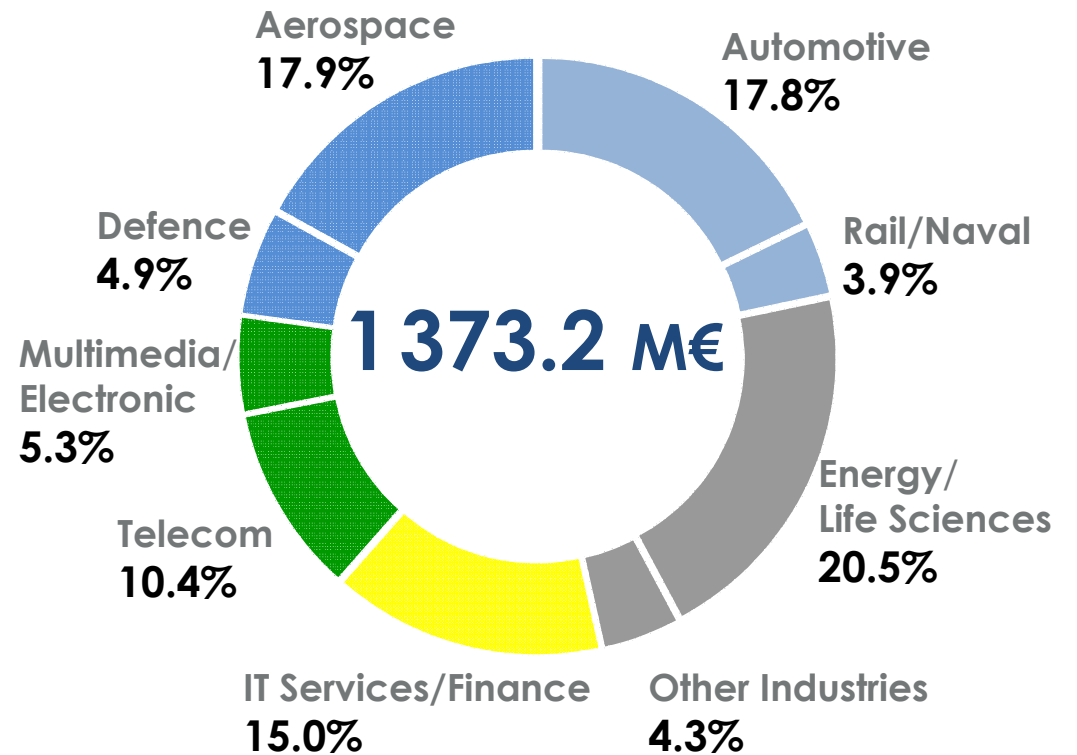
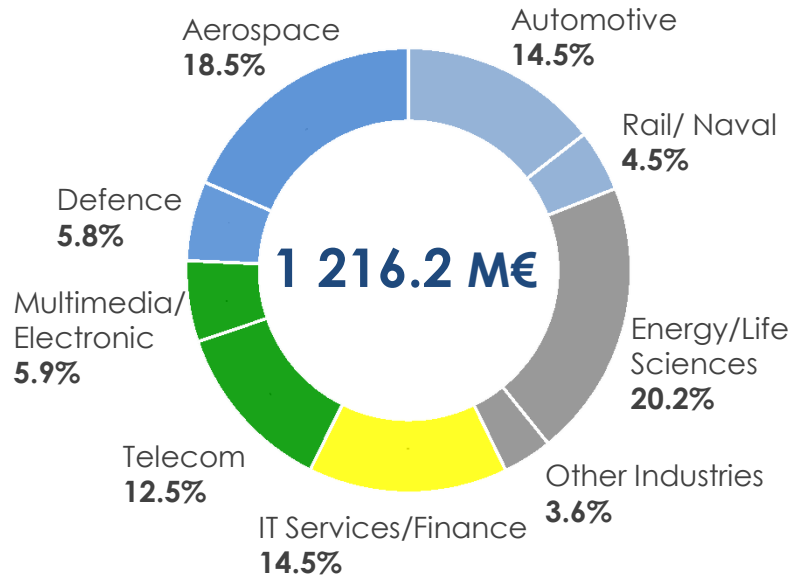
Country	Q4 ONLY				Var.	
	2013	%	2014	%	Var.	of which organic. excl exchange rates effect
France	189,5	61,4%	193,3	54,1%	2,0%	1,9%
International	119,3	38,6%	164,2	45,9%	37,6%	11,2%
Germany	25,8	8,4%	37,8	10,6%	46,4%	3,0%
Sweden	27,2	8,8%	25,5	7,1%	-6,2%	-1,8%
United Kingdom	11,8	3,8%	18,5	5,2%	56,9%	18,8%
Spain	13,8	4,5%	16,1	4,5%	16,5%	16,5%
USA	6,6	2,1%	14,1	3,9%	115,1%	22,4%
Italy	8,6	2,8%	13,9	3,9%	61,3%	26,4%
Belgium	10,4	3,4%	12,3	3,4%	17,9%	17,7%
Netherlands	8,7	2,8%	9,8	2,7%	12,1%	12,1%
Others	6,4	2,1%	16,2	4,5%	154,8%	30,7%
TOTAL	308,8	100%	357,5	100%	15.8%	5.6%

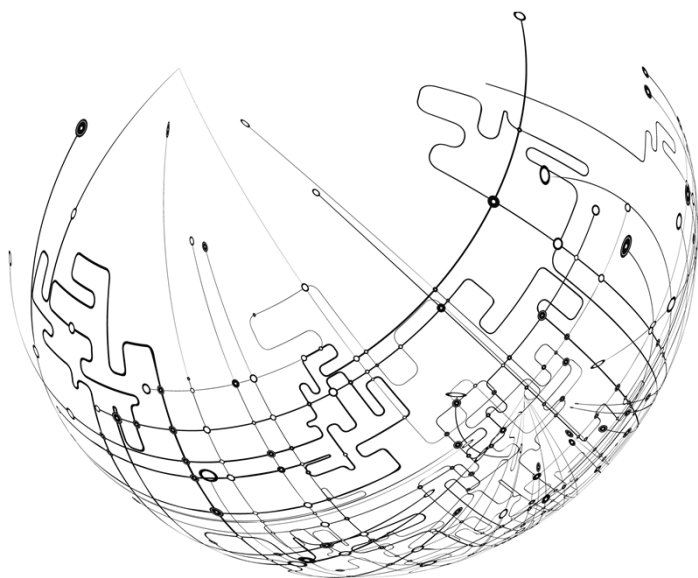
BREAKDOWN OF TURNOVER PER SECTOR (AS A % OF REVENUE) YTD 2014



2014

2013





Contact
comfi@alten.fr
www.alten.fr
T : +33 (0)6.16.92.80.65